



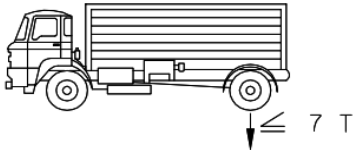
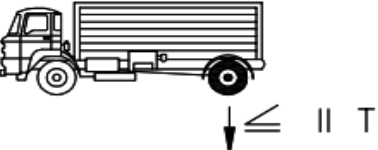
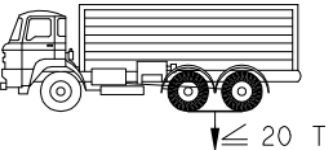
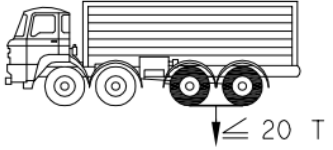


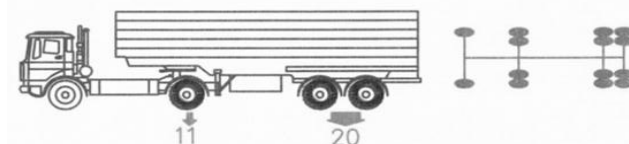
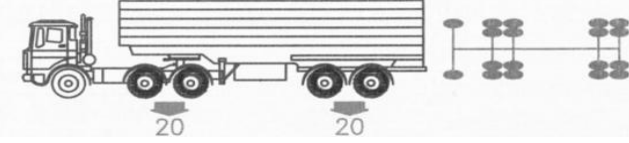
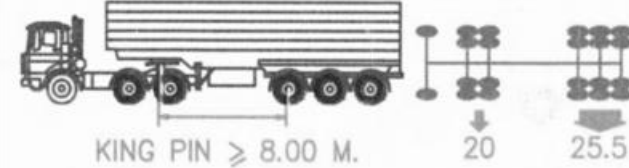
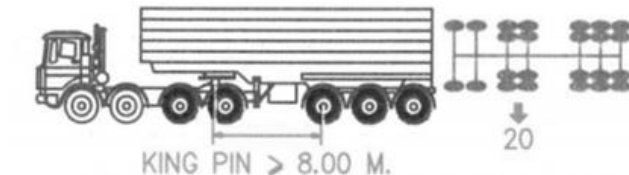
Maximum Allowable Vehicle Weight in Thailand

Types of Vehicles	Configuration	Gross Vehicle Weight (Ton)	Front Axle Weight (Ton)	Rear Axle Weight (Ton)
Bus				
2-axle, 4-wheel, 6-tire		-	-	11
3-axle, 6-wheel, 6-tire		-	-	13
3-axle, 6-wheel, 8-tire		-	-	16.5
3-axle, 6-wheel, 8-tire		-	-	11

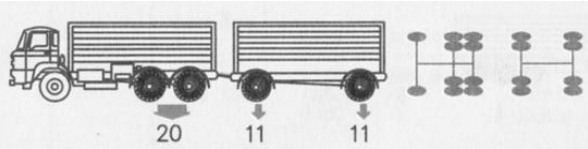
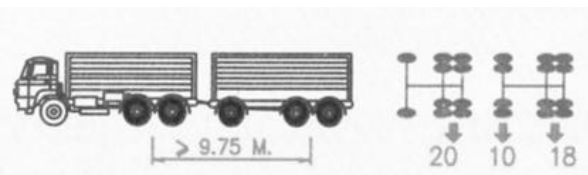

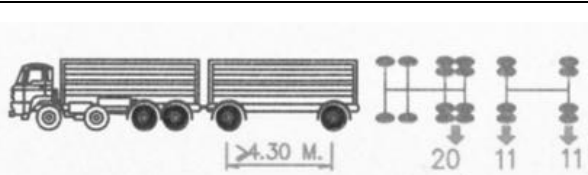
Maximum Allowable Vehicle Weight in Thailand

Types of Vehicles	Configuration	Gross Vehicle Weight (Ton)	Front Axle Weight (Ton)	Rear Axle Weight (Ton)
Truck or Prime Mover				
2-axle, 4-wheel, 4-tire		9.5	-	7
2-axle, 4-wheel, 6-tire		15	-	11
3-axle, 6-wheel, 10-tire		25	-	20
4-axle, 8-wheel, 12-tire		30	-	20

Maximum Allowable Vehicle Weight in Thailand

Types of Vehicles	Configuration	Gross Vehicle Weight (Ton)	Prime Mover Axle Weight (Ton)	Semi Trailer Axle Weight (Ton)
Semi Trailer				
Double Axle, Double Wheel (with 2-axle, 4-wheel, 6-tire prime mover)		35	11	20
Double Axle, Double Wheel (with 3-axle, 6-wheel, 10-tire prime mover)		45	20	20
3-Axle, Double Wheel (with 3-axle, 6-wheel, 10-tire prime mover and King Pin Length equal to or greater than 8 m.)		50.5	20	25.5
3-Axle, Double Wheel (with 4-axle, 8-wheel, 12-tire prime mover and King Pin Length equal to or greater than 8 m.)		50.5	20	25.5

Maximum Allowable Vehicle Weight in Thailand

Types of Vehicles	Configuration	Gross Vehicle Weight (Ton)	Prime Mover	Full Trailer	
			Rear Axle Weight (Ton)	Front Axle Weight (Ton)	Rear Axle Weight (Ton)
Full Trailer					
Front axle and rear axle are single axle, use Double tire (with 3-axle, 6-wheel, 10-tire prime mover)		47	20	11	11
Front axle is single axle and rear axle is double axle, use Double tire (with 3-axle, 6-wheel, 10-tire prime mover)		50.5	20	10	18
Front axle is single axle and rear axle is double axle, use Double tire (with 4-axle, 8-wheel, 12-tire prime mover)		50.5	20	10	18
Front axle and rear axle is single axle use Double tire (with 4-axle, 8-wheel, 12-tire prime mover)		50.5	20	11	11