

Greater Mekong Subregion  
Economic Cooperation Program  
**Overview of the  
Regional Investment  
Framework 2022**

Ha Noi, Viet Nam  
March 2018





Greater Mekong Subregion  
Economic Cooperation Program  
**Overview of the  
Regional Investment  
Framework 2022**

Ha Noi, Viet Nam  
March 2018



© 2018 Asian Development Bank

**How to reach us:** GMS Secretariat

Southeast Asia Department

Asian Development Bank

**Fax:** +63 2 636 2226

**E-mail:** [gms@adb.org](mailto:gms@adb.org)

**Web address:** <https://www.adb.org/countries/gms/main> or [www.greatermekong.org](http://www.greatermekong.org)

**To download report:** <https://www.adb.org/countries/gms/strategy>

# Contents

Introduction and Overview of the Regional Investment Framework 2022 .....	<b>1</b>
Alignment of the Greater Mekong Subregion Strategies and Revisions in the Regional Investment Framework 2022 .....	<b>3</b>
Institutional and Sector Coverage .....	<b>3</b>
Cross-Sectoral Linkages .....	<b>4</b>
Development Programming, Marketing, and Monitoring of the Regional Investment Framework 2022 ..	<b>5</b>
<b>Figures</b>	
Figure 1: Regional Investment Framework 2022 with and without Financing Available .....	<b>2</b>
Figure 2: Breakdown of Funding Sources for Projects with Financing .....	<b>2</b>
Figure 3: Transport Subsector Breakdown .....	<b>4</b>
<b>Table</b>	
Regional Investment Framework 2022 Summary by Sector .....	<b>3</b>
<b>Appendices</b>	
Appendix 1: Regional Investment Framework 2022 Business Process for Progress Updates and Adding/Dropping of Projects .....	<b>6</b>
Appendix 2: Summary List of Projects .....	<b>7</b>
Transport .....	<b>7</b>
Energy .....	<b>13</b>
Agriculture .....	<b>14</b>
Environment .....	<b>16</b>
Health and Other Human Resource Development .....	<b>17</b>
Urban Development .....	<b>18</b>
Other Multisector/Border Economic Zones .....	<b>19</b>
Tourism .....	<b>20</b>
Transport and Trade Facilitation .....	<b>22</b>
Information and Communication Technology .....	<b>23</b>



# Introduction and Overview of the Regional Investment Framework 2022

**T**he Regional Investment Framework 2022 (RIF 2022) is the medium-term pipeline of priority projects in the Greater Mekong Subregion (GMS). It is a consolidation and expansion of the earlier RIF 2013–2022 and the Revised Regional Investment Framework Implementation Plan (RRIF-IP) 2014–2020, and continues to operationalize the strategic thrusts and priorities of the GMS Program under the GMS Strategic Framework 2012–2022<sup>1</sup> and the Ha Noi Action Plan 2018–2022, which reviewed and refined these strategies. Ultimately, the pipeline comprises 227 investment and technical assistance projects that require \$66 billion in estimated financing and that are expected to commence by 2022. *This pipeline will be used (i) as an instrument to have greater alignment between regional and national planning and programming for GMS projects and (ii) as a marketing tool to galvanize new financing for projects.*

Projects in the RIF 2022 were generated through extensive consultations with GMS institutional working groups, forums, and the GMS national coordinators and secretariats in each country as part of the RIF business process (Appendix 1). Thus, the RIF 2022 pipeline is presented by sector, noting geographic country coverage and estimated cost of financing (Appendix 2); full project details can be downloaded in the RIF 2022 Annex, along with previous RIF documents on the GMS website.<sup>2</sup>

<sup>1</sup> Asian Development Bank (ADB). 2012. *The Greater Mekong Subregion Economic Cooperation Program Strategic Framework 2012–2022*. Manila. <https://www.adb.org/documents/greater-mekong-subregion-economic-cooperation-program-strategic-framework-2012-2022>.

<sup>2</sup> For full project description and details, see ADB. GMS Strategy and Future Directions. <https://www.adb.org/countries/gms/strategy>.

The pipeline includes regional projects to be financed by the governments themselves, multilateral or bilateral development partners, and the private sector. Furthermore, the RIF 2022 consultations took place in parallel with the Midterm Review of the GMS Strategic Framework 2012–2022 and the development of the Ha Noi Action Plan 2018–2022 to strengthen alignment between the GMS regional strategies and the GMS project pipeline.<sup>3</sup>

Generally, the same guiding principles and criteria used in identifying projects for the RIF (2013–2022) and the RRIF-IP (2014–2020) were also used for the RIF 2022.

The guiding principles for the RIF (2013–2022) were the following:

- Ensure that proposed investments for corridor development are demand driven.
- Strike a balance between promoting external connectivity and domestic connectivity.
- Adopt a multi-sector approach and emphasize the software requirements of trade and transport facilitation.
- Recognize new and emerging priority areas, such as urban development, that are linked to corridors, special economic zones, logistics centers, and multimodal transport linkages.
- Prioritize specific geographic areas based on sound criteria and strategic sequencing of projects.

<sup>3</sup> The RIF 2022 was endorsed at the 22nd GMS Ministerial Meeting in September 2017 and further refined through consultations with Working Groups and Forums and sector and country consultations in September–December 2017.

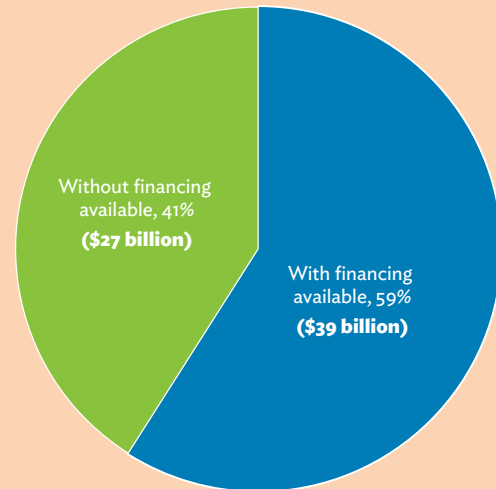
In the selection of projects for the RRIF-IP (2014–2020), the following criteria were adopted:

- The project has strong subregional rationale and benefits, including improved connectivity and competitiveness, and/or strengthened multi-sector approaches.
- The project is likely to be economically viable and, where relevant, financially viable, and/or likely to produce significant social benefits.
- The project can be formulated and financed up to the end of 2018.
- The project has identified financing sources, or has good potential for funding by the Asian Development Bank (ADB), development partners, and/or the private sector.
- Preliminary technical, social, and environmental impact assessments for the project have been initiated or completed.
- The project is aligned with national development plan and economic development strategy, and/or included as a priority project in the national investment plan or program.

However, in revisiting the previous principles and criteria, the project formulation time frame was extended to 2022, the start time frame was not limited to projects commencing in 2018, and the previous RRIF-IP criterion that required projects to identify financing was dropped. The revisions were made so that the RIF 2022 would be more inclusive and representative of the actual financing gap and needs of the GMS.

The RIF 2022 pipeline currently comprises 143 investment projects requiring \$65.7 billion and 84 technical assistance projects requiring \$295 million (\$66 billion required financing for 227 projects as mentioned). However, because the RIF 2022 pipeline includes some projects that do not yet have funding estimates, the financing gap is expected to increase. Some projects have identified financing sources, but 121 projects still have a financing gap amounting to \$27 billion (Figure 1), so it is critical for the countries and development partners in the region to focus programming on these priorities and to look beyond traditional public sector funding.

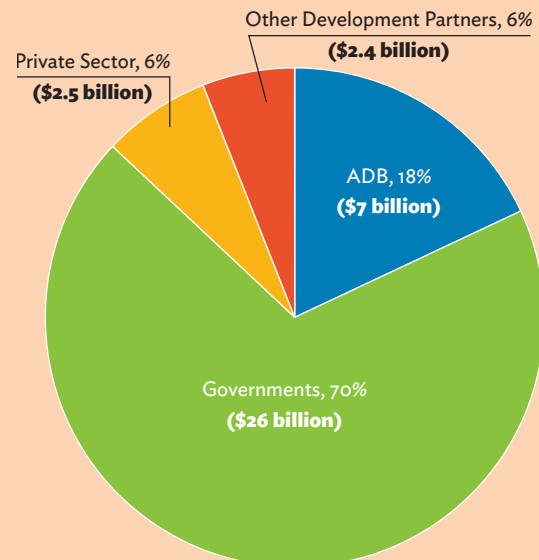
**Figure 1: Regional Investment Framework 2022 with and without Financing Available**



Source: GMS Secretariat calculations.

Of the projects currently identified with available financing, 70% are for government financing, 18% are for ADB financing, 6% are for financing through other development partners, and 6% are for private sector investment or public–private partnerships (Figure 2).

**Figure 2: Breakdown of Funding Sources for Projects with Financing**



ADB = Asian Development Bank.  
Source: GMS Secretariat calculations.



# Alignment of the Greater Mekong Subregion Strategies and Revisions in the Regional Investment Framework 2022

## Institutional and Sector Coverage

For the most part, the RIF 2022 is organized along the lines of the institutional sectors of the GMS Strategic Framework 2012–2022 and their respective working groups and forums. Projects continue to be proposed and progress reported through these working groups and forums and, in some cases, through the national coordinators. Some exceptions include projects in the transport and trade facilitation and in the e-commerce and information and communication technology sectors, which do not have formal working groups.

The RIF 2022 also takes inputs and projects from sector-specific strategies, developed in 2017, including the GMS tourism sector strategy, transport sector strategy, agriculture sector’s Strategy for Promoting

Safe and Environment-Friendly Agro-Based Value Chains in the GMS and Siem Reap Action Plan, and environment sector’s GMS Core Environment Program Strategic Framework and Action Plan 2018–2022.

Furthermore, with the discontinuation of the Working Group on Human Resource Development and the emergence of the Working Group on Health Cooperation, *other areas of human resource development are taking a project-level approach rather than a formal working group structure, and are being led by other GMS development partners* such as Deutsche Gesellschaft für Internationale Zusammenarbeit (GIZ) and the International Organization on Migration.

As with previous pipelines, the RIF 2022 is heavily skewed toward transportation sector projects (see table). However, inter-sectoral linkages, such as

**Regional Investment Framework 2022 Summary by Sector**

Sector	Number of Projects			Cost Estimates (\$ million)		
	Investment	TA	Total	Investment	TA	Total
Transport	85	12	97	55,753.0	10.4	55,763.4
Energy	11	8	19	2,230.1	14.5	2,244.6
Agriculture	9	10	19	1,695.2	95.8	1,791.0
Environment	3	4	7	560.0	13.3	573.3
Health and Other HRD	4	7	11	702.2	21.5	723.7
Urban Development	7	6	13	1,147.1	9.7	1,156.8
Others/BEZ	6	6	12	2,084.9	8.0	2,092.9
Tourism	12	17	29	1,430.0	83.2	1,513.2
TTF	3	9	12	91.3	16.6	107.9
ICT	3	5	8	28.0	22.3	50.3
<b>Total</b>	<b>143</b>	<b>84</b>	<b>227</b>	<b>65,721.8</b>	<b>295.3</b>	<b>66,017.1</b>

BEZ = border economic zone, HRD = human resource development, ICT = information and communication technology, TA = technical assistance, TTF = transport and trade facilitation.  
Source: GMS Secretariat calculations.

tourism supported through transport networks, are more prominent in the RIF 2022. Furthermore, *there is an increase in transportation subsectors, with new projects in ports and waterways, logistics, and border crossing, which were missing or underrepresented in earlier pipelines.*

Railway infrastructure, because of its greenfield nature and extensive civil works, continues to make up the bulk of the required investments costs in the RIF 2022 (Figure 3). Some railway projects have commenced with domestic budgets and bilateral assistance from the People’s Republic of China. The GMS Railway Association is assessing which railway lines to prioritize for the subregion and examining alternative modalities to address the vast financing needs for rail infrastructure.

In addition to projects in new transport subsectors in the RIF 2022, *there are projects in border area or border zone development that involve multi-sector interventions* such as road and/or border infrastructure, trade facilitation, technical and vocational education and training, schools, urban infrastructure, and tourism. The GMS Tourism Infrastructure for Inclusive Growth projects also take this multi-sector approach. These multi-sector and zone projects are consistent with the

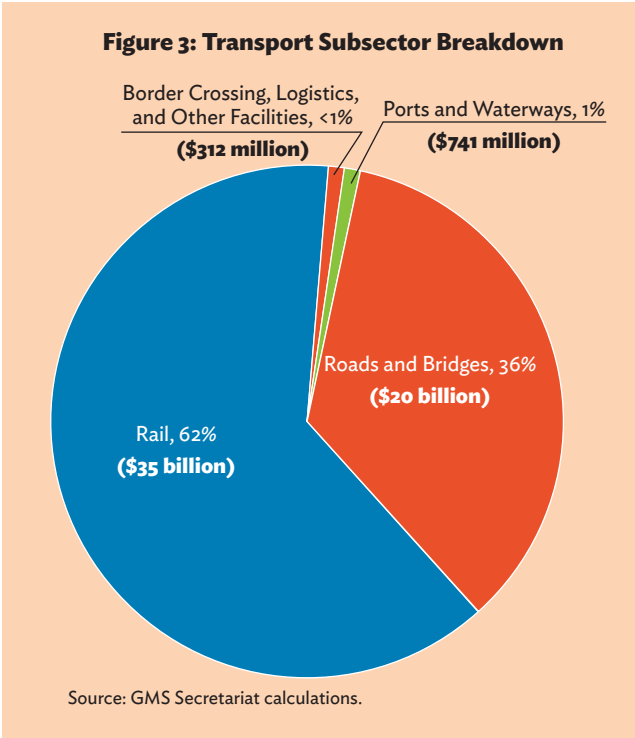
findings of the Midterm Review of the GMS Strategic Framework 2012–2022, and could serve as models for developing scope and management of multi-sector projects in a geographic area. *The demand for border area and border zone projects provides a case for the use of spatial planning to assess and develop area investment needs.*

Given the rough estimates for cost of financing and the still-to-be-determined country scope of some planned multi-country projects, a country-by-country breakdown of the RIF 2022 projects is not included.

### Cross-Sectoral Linkages

Although the projects are listed in the RIF 2022 by the sector working group or forum in which they were proposed, several of these projects have cross-sectoral linkages. For example, the Tourism Working Group has proposed transport projects (river and coastal ports improvements, roadside rest areas, and border facilities) as well as a technical and vocational education and training project. The agriculture sector, particularly agriculture value chains, will be affected by the projects related to sanitary and phytosanitary measures under the transport and trade facilitation chapter of the RIF 2022, as well as by new projects being developed in regional health cooperation. *Implementation of these cross-sectoral projects will require close coordination between the respective working groups or forums and line ministries, as well as support from the GMS national coordinator to foster cooperation among the cross-sectoral groups.*

The RIF 2022 projects should also continue to be monitored through the GMS projects database map or other tools to assess alignment with economic corridors and economic growth centers in the GMS.



# Development Programming, Marketing, and Monitoring of the Regional Investment Framework 2022

**T**he RIF 2022 is a tool to serve three purposes: (i) monitor implementation progress of the RIF 2022 projects, (ii) focus on country and regional development planning by having a medium-term pipeline of project needs, and (iii) galvanize financing to the region as a marketing tool for the GMS. *The RIF 2022 is a living document, which will continue to be updated as new priorities emerge under the Ha Noi Action Plan (2018–2022) and as the regional project pipeline evolves.*

During 2014–2016, the RIF-IP (2014–2018) project progress in implementation was monitored, and proposed revisions to the RIF-IP were collected twice a year at the end of June and end of December. However, the time line from initiating the progress report to consolidated report and publishing was prolonged and took on average 4 months; once a cycle was completed, it was nearly time to initiate the next cycle. The more complete progress reports and new project proposals were most effective when discussed during annual or biannual working group meetings (normally in June–July and November–December), because the working group mechanism provides a platform for the GMS countries to discuss regional priority projects together. Moreover, the country development programming cycle would

take place earlier; for example, ADB’s country programming missions usually take place in February–May. Thus, the progress report cycle was not well aligned with the working group meetings or the development planning cycle. It is recommended that the RIF 2022 reduce its reporting cycle to once a year at the GMS Ministerial Conference. The cycle should be best aligned with the sectors’ respective working group meetings and forums at midyear, should be presented to the GMS ministers at the GMS Ministerial Conference each 3rd or 4th quarter, and should disseminate new progress reports for budget and development planning in the 4th quarter and 1st quarter of the next year. As projects are completed in implementation, they will be appended to the RIF 2022 progress report.

Given the vast financing gap of the RIF 2022, the GMS countries can consider options for marketing the RIF 2022 projects and raising the profile of the pipeline so that it can be used in ongoing development and budget planning, as well as attracting new development partners or private sector investment.

# Appendices

## Appendix 1. Regional Investment Framework 2022 Business Process for Progress Updates and Adding/Dropping of Projects

Q1	<p>The Asian Development Bank (ADB) Greater Mekong Subregion (GMS) secretariat initiates report preparation by advising ADB sector divisions and GMS national coordinators to communicate with country sector agency focal points.</p> <p>Latest Regional Investment Framework (RIF) publication is disseminated for use and reference during budget and development programming cycle.</p>	<ul style="list-style-type: none"><li>• RIF progress report is revised to annual report.</li><li>• GMS national coordinators play a key role in collaboration with line ministries and in projected investment pipelines.</li></ul>
Q2–Q3	<p>ADB’s sector divisions interact with country sector agency focal points through GMS working groups and forums to</p> <ul style="list-style-type: none"><li>• receive and compile the completed and agreed sector reports, and</li><li>• submit the sector reports to ADB GMS secretariat for collation.</li></ul> <p>GMS national coordinators collaborate with line ministries for progress and proposed projects.</p>	<ul style="list-style-type: none"><li>• RIF 2022 report discussions are to better align with GMS working groups and forums.</li><li>• Final RIF 2022 reports are to be disseminated as reference for development and budget planning cycles.</li></ul>
Q3	<p>ADB GMS secretariat</p> <ul style="list-style-type: none"><li>• assembles reports for each country and sector into the consolidated Revised Regional Investment Framework Implementation status report;</li><li>• distributes the status report to the countries’ GMS national coordinators, sector agencies, and ADB’s sector divisions;</li><li>• distributes the status report to interested development partners;</li><li>• uploads the status report to ADB GMS website; and</li><li>• includes the status report in the documentation for a subsequent GMS event—senior officials meeting, ministerial meeting, or summit.</li></ul>	
Annual GMS Ministerial, Q3/Q4		

Note: Revisions to business process are in orange font.

## Appendix 2. Summary List of Projects<sup>1</sup>

### Transport

No.	Project Title	Country Coverage	Year of Approval	Cost Estimate (\$ million)	Potential Funding Source and Amount (\$ million)
<b>INVESTMENT PROJECTS</b>					
<b>Cambodia</b>					
1	Sihanoukville Port Access Road Improvements	Cambodia	To be determined (TBD)	40.0	TBD
2	Road Network Improvement Project (formerly GMS: Deepening Connectivity of Southern Economic Corridor Project)	Cambodia	2017	77.5	Asian Development Bank (ADB)—70.0 Government of Cambodia—7.5
3	Phnom Penh–Sihanoukville Highway Corridor Improvements	Cambodia	2016	1,600.0	People's Republic of China (PRC) private sector—1,600.0
4	Link road between NR5 and NR6 near Kampong Tralach, north of Phnom Penh	Cambodia	2019	60.0	TBD
5	Railway access to the new Phnom Penh Port (53 km)	Cambodia	TBD	200.0	TBD
6	Southern Siem Reap bypass road (193.7 km)	Cambodia	TBD	200.0	TBD
7	Construction of Bus/Truck Driving Test Center	Cambodia	TBD	10.0	TBD
8	Construction of Logistics Complex at Stung Bot (Poipet, Cambodia–Thailand border)	Cambodia	TBD	50.0	TBD
9	Construction of Logistics Complex at Bavet (Bavet, Cambodia–Viet Nam Border)	Cambodia	TBD	50.0	TBD
10	Strengthening Overload Control System	Cambodia	TBD	5.0	TBD
11	Cambodia: Poipet–Border Bridge/Aranyaprathet (6.5 km)	Cambodia	TBD	6.5	TBD
<b>Subtotal (Transport Investment Projects: Cambodia)</b>				2,299.0	
<b>People's Republic of China</b>					
12	Rehabilitation of the Ning'er–Jiangcheng–Longfu road (Yunnan Pu'er Regional Integrated Road Network Development Project)	PRC	2014	279.9	ADB—200.0 Government of the PRC—79.9
13	Dali–Ruili Railway	PRC	2006	3,889.0	Government of the PRC—3,889.0
14	Further Maintenance and Improvement of the Upper Mekong River Navigation Channel from the PRC (at Landmark 243) and Myanmar to Luang Prabang, in the Lao PDR	PRC, Lao People's Democratic Republic (Lao PDR), Myanmar, Thailand	2016	338.0	Government of the PRC—14.7 TBD Cofinancing source—323.8

<sup>1</sup> A more detailed list of projects, *Annex to the Regional Investment Framework 2022: Project Pipeline*, is available to download at <https://www.adb.org/countries/gms/strategy>

Continued on next page

No.	Project Title	Country Coverage	Year of Approval	Cost Estimate (\$ million)	Potential Funding Source and Amount (\$ million)
15	Yuxi–Mohan Railway	PRC	2014	7,799.0	Government of the PRC—7,649.0 ADB—150.0
16	Jinghong–Daluo Expressway	PRC	2016	2,388.0	PRC
	Viet Nam: Lao Cai–Hekou (154 km); PRC: Hekou–Lao Cai (249 km)	PRC, Viet Nam	TBD	Cost estimate listed under Viet Nam to avoid double counting	ADB
<b>Subtotal (Transport Investment Projects: PRC)</b>				<b>14,693.9</b>	
<b>Lao People's Democratic Republic</b>					
17	Vang Tao Border–Crossing Point	Lao PDR	2013	15.0	Provincial government budget—15.0
18	NR13 Improvement and Maintenance Project (Vientiane to Phon Hong) (formerly Upgrading NR13N and N13S [Portion through Phon Hong–Vientiane Capital–Ban Hai]; ASEAN Highway AH11 (NR13S)	Lao PDR	2018	129.5	World Bank (International Development Association credit)—40.0 Nordic Development Fund (NDF)—9.5 Asian Infrastructure Investment Bank—40.0 Government of the Lao PDR—40.0
	Mekong Bridge at Bungkan–Paksan (with Thailand)	Lao PDR, Thailand	2018	Cost estimate listed under Thailand to avoid double counting	Neighbouring Countries Economic Development Cooperation Agency (NEDA) Thailand—36.0
19	Thanaleng Border–Crossing Infrastructure Improvement Project	Lao PDR	2018	25.0	Seeking financing
20	Hongsá (Xayaboury)–Chomphet (Luang Prabang) Rehabilitation (120 km)	Lao PDR	2015	90.0	NEDA Thailand—90.0
21	Upgrading of NR8 East–West Transport Route; ASEAN Highway AH15 (Ban Lao–Nam Phao)	Lao PDR	2018	80.0	Korea International Cooperation Agency (KOICA) supporting the feasibility study
22	Xiengkok River Port	Lao PDR	2018	15.0	Government of the PRC
25	Ban Mom River Port	Lao PDR	2018	12.0	Bokeo provincial government Private sector
24	Lalay Border–Crossing Point (NR15)	Lao PDR	2018	10.0	Seeking financing
25	Nam Phao Border–Crossing Point (NR8)	Lao PDR	2019	8.0	Seeking financing
26	Na Phao Border–Crossing Point (NR12)	Lao PDR	2018	10.0	NEDA Thailand—10.0
27	Luang Namtha– Xiengkok–Lao–Myanmar Friendship Bridge (NR17)	Lao PDR	2018	150.0	TBD

Continued on next page

No.	Project Title	Country Coverage	Year of Approval	Cost Estimate (\$ million)	Potential Funding Source and Amount (\$ million)
28	Vientiane–Boten Railway Project (427.2 km) <sup>2</sup>	Lao PDR	2016	5,800.0	Government of the PRC—5,800.0
29	Luang Prabang–Samneua (NR4B & NR6) Second Northern GMS Transport Network Improvement Project	Lao PDR	2016	54.6	ADB—20.0 Government of the PRC—13.6 Organization of the Petroleum Exporting Countries Fund for International Development—21.0
30	Luang Prabang–Dien Bien Phu (107 km) under Lao PDR–Viet Nam Bilateral Assistance	Lao PDR	2018	90.0	Government of Viet Nam
31	Phiafay–Attapeu: NR18A (150 km); ASEAN Highway: AH132 (261 km); East–West Transport Route	Lao PDR	2013	130.0	Private sector—130.0
32	Vientiane–Thakhek–Mu Gia Railway Project (450 km); Mu Gia–Vung Ang (119 km)	Lao PDR	2018	4,402.0	KOICA feasibility study completed in 2017
33	Thanalaeng–Nong Khai Railway Extension Project (7 km)	Lao PDR	2016	28.5	NEDA Thailand—28.5
34	Savannakhet–Lao Bao Railway Project (220 km)	Lao PDR	2018	4,200.0	BOOT–Giant Group Ltd., based in Malaysia
35	Mekong Bridge at Luang Prabang	Lao PDR	2018	65.0	Government of the Netherlands
36	Selamphao Bridge, at the end of NR14A between the Lao PDR and Cambodia	Lao PDR, Cambodia	2018	30.0	Joint 50:50 investment by the governments of Cambodia and the Lao PDR
37	Mekong Bridge for Thanalaeng–Nong Khai Railway Project <sup>3</sup>	Lao PDR	2018	TBD	Government of the PRC (under Sino–Lao cooperation scheme)
38	Dak Chung Border–Crossing Point (NR16)	Lao PDR	2018	10.0	TBD
39	Houei Sai River Port	Lao PDR	2018	13.0	TBD
40	Pakbeng River Port (Oudomxay Province)	Lao PDR	2018	13.0	Government of the PRC
41	Khokchong River Port (same as Luang Prabang River Port)	Lao PDR	2018	15.0	Government of the PRC
42	Vientiane–Ha Noi Expressway Project (Portion from Vientiane to Nam On: 335 km)	Lao PDR, Viet Nam	TBD	3,500.0	Seeking financing from the Government of Japan (with a Japan International Cooperation Agency [JICA] team undertaking a site survey prior to a feasibility study)
43	Upgrading 13S (portion from Savannakhet Province to Bolikhamxay) (253 km)	Lao PDR	TBD	TBD	Seeking financing

<sup>2</sup> This project is supported under bilateral cooperation between the PRC and the Lao PDR; it is for further discussion between the countries if the project should be retained in the GMS RIF 2022.

<sup>3</sup> This project is listed for bilateral cooperation between the PRC and the Lao PDR; it is for further discussion between the countries if the project should be retained in the GMS

Continued on next page

No.	Project Title	Country Coverage	Year of Approval	Cost Estimate (\$ million)	Potential Funding Source and Amount (\$ million)
44	Navigation Channel Improvements: Lower Mekong from Luang Prabang to Savannakhet (Mekong River Commission)	Lao PDR	2019	12.2	TBD
45	Port Construction and Improvement from Vientiane to Savannakhet (Vientiane Port, Paksan Port, Thakhek Port, and Savannakhet Port)	Lao PDR	2020	19.4	TBD
<b>Subtotal (Transport Investment Projects: Lao PDR)</b>				<b>18,927.2</b>	
<b>Myanmar</b>					
46	East-West Economic Corridor Eindu-Kawkareik Road Improvement Project	Myanmar	2016	121.8	ADB—100.0 Association of Southeast Asian Nations (ASEAN) Infrastructure Fund—20.0 Government of Myanmar—1.8
	Mae Sot-Myawaddy Border-Crossing Project and Infrastructure Improvements (with Thailand)	Myanmar, Thailand	2015	Cost estimate listed under Thailand to avoid double counting	Government of Thailand
47	Improvement of Six Inland Ports	Myanmar	2018	190.0	JICA Government of Belgium Private sector
48	Loilem-Kyaington Road Section (359 km) (GMS Road Section of R7 and Secondary Road of Corridor)	Myanmar	2018	359.0	TBD
49	Thaton-Payagyi Road Improvement Project	Myanmar	2018	128.0	TBD
50	Ruili (PRC)-Kyaukpyu (Myanmar) Highway	Myanmar	2018	1,000.0	TBD
51	Daluo (PRC)-Tachilek (Myanmar) Highway	Myanmar	2018	93.0	TBD
52	Bridge on the Kyaington-Lyainglin-Taunggyi Road (AH2)	Myanmar	2018	15.8	TBD
53	GMS EWEC Corridor Improvement I and II	Myanmar	2017	560.9	JICA—560.9
54	Bago-Kyaikto Road	Myanmar	2020	200.0	ADB
55	Upgrading of Wan Pong Port with 500-ton container-handling facilities	Myanmar	2018	50.0	Joint Committee on Coordination of Commercial Navigation
56	Upgrading of Dawei-Mawlamyine Rail Link (310.58 km)	Myanmar	2020	TBD	ADB NEDA Thailand
57	Border Control Facilities at Border-Crossing Points: Tachilek, Muse, and Lao-Myanmar Friendship Bridge	Myanmar	2018	TBD	ADB NEDA Thailand
58	GMS Highway Modernization Project	Myanmar	2018	372.5	ADB—340.0 ASEAN Infrastructure Fund—20.0 Government of Myanmar—12.5
<b>Subtotal (Transport Investment Projects: Myanmar)</b>				<b>3,091.0</b>	

Continued on next page



No.	Project Title	Country Coverage	Year of Approval	Cost Estimate (\$ million)	Potential Funding Source and Amount (\$ million)
<b>Thailand</b>					
59	Bang Yai–Kanchanaburi Intercity Motorway Project (part of Laem Chabang–Bangkok–Dawei [Myanmar] Corridor)	Thailand	2016	2,000.0	Government of Thailand—2,000.0
60	Tak–Mae Sot Highway Improvement Project	Thailand	2008	90.0	Government of Thailand—90.0
61	Lomsak–Phetchabun Highway Improvement Project	Thailand	2016	120.0	Government of Thailand—120.0
62	Kalasin–Nakrai–Kamcha I Highway Improvement Project	Thailand	2015	140.0	Government of Thailand—140.0
63	Chiang Rai–Chiang Khong Highway Improvement Project	Thailand	2015	80.0	Government of Thailand—80.0
64	Mae Sot–Myawaddy Border–Crossing Project and Infrastructure Improvements	Thailand	2015	116.0	Government of Thailand—116.0
65	Mekong Bridge at Bungkan–Paksan	Thailand, Lao PDR	2018	110.0	NEDA Thailand
66	Laem Chabang Port Development Project, Phase 3—Feasibility Study	Thailand	2016	5.0	Government of Thailand—5.0
67	Single Rail Transfer Operator Development Project of Laem Chabang Port	Thailand	2018	90.0	Government of Thailand—90.0
68	Aranyaprathet–Poipet New Road with Border–Crossing Facilities (Thailand part)	Thailand, Cambodia	2015	26.4	Government of Thailand—26.4
69	The Construction of a New Railway Line from Den Chai to Chiang Rai and Chiang Khong	Thailand	TBD	2,199.0	TBD
70	The Construction of a New Railway Line from Baan Pai (Khon Kaen) to Mahasarakham, Roi Et, Mukdahan, and Nakhon Phanom	Thailand	2018	1,724.0	TBD
71	Coastal Terminal Development Project of Laem Chabang Port	Thailand	2018	58.5	TBD
72	GMS Highway Expansion Phase 2 Project	Thailand	2018	213.6	ADB—99.4 Government of Thailand—114.2
73	National Railway Improvement	Thailand	2021	3,500.0	ADB—300.0 Government of Thailand—3,200.0
<b>Subtotal (Transport Investment Projects: Thailand)</b>				<b>10,472.5</b>	
<b>Viet Nam</b>					
74	GMS Ben Luc–Long Thanh Expressway (Stage 2)	Viet Nam	2013	1,201.9	ADB—636.0 JICA—517.6 Government of Viet Nam—48.3
75	GMS Ha Noi–Lang Son Expressway	Viet Nam	TBD	1,400.0	ADB—381.6 Government of Viet Nam—0.5 TBD—1,017.9
76	Second GMS Southern Coastal Corridor (also known as SSCP2)	Viet Nam	TBD	373.0	TBD
77	Second Northern GMS Transport Network Improvement (Luang Prabang–Thanh Hoa)	Viet Nam	2015	175.2	ADB—146.1 Government of Viet Nam—29.1

Continued on next page

No.	Project Title	Country Coverage	Year of Approval	Cost Estimate (\$ million)	Potential Funding Source and Amount (\$ million)
78	GMS Corridor Connectivity Enhancement Project	Viet Nam	2018	180.0	ADB—120.0 Government of Viet Nam—60.0
79	Central Region Connectivity Enhancement Project	Viet Nam	2019	110.0	ADB—100.0 Government of Viet Nam—10.0
80	Central Mekong Delta Connectivity	Viet Nam	2013	860.0	ADB—410.0 Government of Australia—134.0 Korea Export-Import Bank—260.0 Government of Viet Nam—56.0
81	GMS Kunming–Haiphong Transport Corridor—Noi Bai–Lao Cai Highway (additional financing)	Viet Nam	2014	182.0	ADB—147.0 Government of Viet Nam—35.0
82	GMS Road Corridors Maintenance	Viet Nam	2018	120.0	TBD
83	Ho Chi Minh City–Loc Ninh (Cambodia Border) Railway	Viet Nam	2020	900.0	TBD
84	Ben Luc–Long Thanh Expressway (Ring Road 0.3, Ho Chi Minh City)	Viet Nam	2019	733.7	ADB—342.0
85	Viet Nam: Lao Cai–Hekou (154 km); PRC: Hekou–Lao Cai (249 km)	Viet Nam, PRC	TBD	33.6	ADB
	Vientiane–Thakhek–Mu Gia Railway Project (450 km), Mu Gia–Vung Ang (119 km)	Viet Nam, Lao PDR	2018	Cost estimate is listed under the Lao PDR to avoid double counting.	TBD
<b>Subtotal (Transport Investment Projects: Viet Nam)</b>				<b>6,269.4</b>	
<b>Total (Transport Investment Projects)</b>				<b>55,753.0</b>	

No.	Project Title	Country Coverage	Year of Approval	Cost Estimate (\$ million)	Potential Funding Source and Amount (\$ million)
<b>TECHNICAL ASSISTANCE PROJECTS</b>					
1	GMS Corridor Enhancement Project (formerly Project Preparatory Technical Assistance for National Highway 14D Improvement)	Viet Nam	2016	1.8	ADB—1.8
2	Proposed Hoa Lac–Hoa Binh City Expressway Public–Private Partnership Feasibility Study	Viet Nam	TBD	1.0	TBD
3	GMS Road Corridors Maintenance	All GMS countries	TBD	1.2	Seeking financing
4	Strategic Study on the Development and Management of the GMS Motorway Network System	All GMS countries	TBD	TBD	Seeking financing
5	Knowledge Transfer between Thailand and the Other GMS Member Countries on Highway and Bridge Standards and Specifications, including Transport Facilitation Facilities	All GMS countries	TBD	0.4	Seeking financing

Continued on next page

No.	Project Title	Country Coverage	Year of Approval	Cost Estimate (\$ million)	Potential Funding Source and Amount (\$ million)
6	Study on Dry Port Development Plan along International Railway Lines Connecting Thailand with Cambodia, the Lao PDR, and Myanmar	Cambodia, Lao PDR, Myanmar, Thailand	TBD	0.5	Seeking financing
7	GMS Transport Database Capacity Development	All GMS countries	TBD	TBD	Seeking financing
8	Feasibility Study on Upgrading of Dawei–Mawlamyine Rail Link (310.58 km)	Myanmar	2018	TBD	TBD
9	Transport Sector Reform and Modernization (additional financing)	Myanmar	2017	2.0	ADB—2.0
10	Various technical assistance (TA) projects proposed by the Lao PDR Department of Waterways and Ministry of Public Works and Transport	All GMS countries	2018	TBD	PRC Republic of Korea
11	Greater Mekong Subregion East–West Economic Corridor Highway Development Project (formerly GMS EWEC Road Corridor Improvement II)	Myanmar	2017	2.0	ADB—2.0
12	GMS Regional Transport Corridor Improvement I	Myanmar	2019	1.5	ADB—1.5
<b>Subtotal (Transport TA Projects)</b>				<b>10.4</b>	
<b>Total (Transport Investment and TA Projects)</b>				<b>55,763.4</b>	

## Energy

No.	Project Title	Country Coverage	Year of Approval	Cost Estimate (\$ million)	Potential Funding Source and Amount (\$ million)
<b>INVESTMENT PROJECTS</b>					
1	Lao PDR–Viet Nam Power Transmission Interconnection II	Lao PDR, Viet Nam	2019	120.0	World Bank—40.0 Cofinancing (TBD)— 80.0
2	Lao PDR–Thailand Nabong 500 kV Substation Transmission Facility	Lao PDR, Thailand	2014	106.0	Nam Ngum 2 Power Company—106.0
3	Continued Projects in Rural Electrification and Off-Grid Power Development in Northern Part of Lao PDR	Lao PDR	2019	50.0	TBD
4	Northern Cross-Border Power Trade and Distribution	Lao PDR	2020	37.4	ADB—27.4 Government of the Lao PDR—10.0
5	500 kV Line from Mawlamyine to the Main Grid	Myanmar	2020	640.0	TBD
6	Demonstration of Second Generation Biofuel Technologies and Associated Biomass Value Chains	All GMS countries	2019	80.0	TBD
7	Extension of Energy Access in Myanmar from Nodes in Thailand and in the People’s Republic of China (PRC)	Myanmar	2019	70.0	TBD
8	Transmission Interconnection Project from Lao PDR (Na Bong) to Thailand (Udon Thani 3)	Lao PDR, Thailand	2014	60.0	TBD
9	Transmission Interconnection Project from Lao PDR (Ban Lak25) to Thailand (Ubon Ratchathani 3)	Lao PDR, Thailand	2019	90.0	ADB—15.0
10	Transmission Interconnection Project from Lao PDR (Pak Beng or Pak Nguyen) to Thailand (Tha Wang Pha)	Lao PDR, Thailand	TBD	TBD	TBD

Continued on next page

No.	Project Title	Country Coverage	Year of Approval	Cost Estimate (\$ million)	Potential Funding Source and Amount (\$ million)
11	Nam Ngiep 1 Hydropower Project	Lao PDR	2014	976.7	ADB—215.7 Japan Bank for International Cooperation—197.0 Private sector—564.0
<b>Subtotal (Energy Investment Projects)</b>				<b>2,230.1</b>	
<b>TECHNICAL ASSISTANCE PROJECTS</b>					
1	Harmonizing GMS Power Systems to Facilitate Regional Power Trade (formerly Support to RPTCC in the Completion of Performance Standards, Grid Codes, Market Rules, and Subregional Transmission Expansion Plan)	All GMS countries	2014	3.5	ADB—2.5 PRC Trust Fund—0.5 Agence Française de Développement (AFD)—0.5
2	Ensuring Sustainability of Greater Mekong Subregion Regional Power Development (Phase 2)	All GMS countries	2016	1.0	AFD—1.0
3	Development of GMS Coordination Center for Regional Power Trade	All GMS countries	TBD	3.0	TBD
4	Scoping Study on the Future of the Trans-ASEAN Gas Pipeline (TAGP)	All GMS countries	TBD	1.0	TBD
5	Development of Coherent Energy-Efficiency Action Plans Across the Subregion	All GMS countries	TBD	1.0	TBD
6	GMS: Renewable Energy Development (Phase 2)	All GMS countries	TBD	2.0	TBD
7	GMS Northern Cross-Border Power Trade and Distribution	Lao PDR	2018	1.0	ADB—1.0
8	Regional Action Plans for Sustainable Power Sector Development and Climate Change Mitigation	All GMS countries	2018	2.0	ADB—2.0
<b>Subtotal (Energy TA Projects)</b>				<b>14.5</b>	
<b>Total (Energy Investment and TA Projects)</b>				<b>2,244.6</b>	

## Agriculture

No.	Project Title	Country Coverage	Year of Approval	Cost Estimate (\$ million)	Potential Funding Source and Amount (\$ million)
<b>INVESTMENT PROJECTS</b>					
1	Greater Mekong Subregion Flood and Drought Risk Management and Mitigation Project	Lao PDR, Viet Nam	2013	101.5	ADB—81.5 Governments of the Lao PDR and Viet Nam—14.1 Cofinancing (Government of Australia)—5.9
2	GMS Flood and Drought Risk Management and Mitigation Project (additional financing)	Lao PDR	2020	67.0	ADB—42.0 Government of the Lao PDR—5.0 Cofinancing—20.0

Continued on next page

No.	Project Title	Country Coverage	Year of Approval	Cost Estimate (\$ million)	Potential Funding Source and Amount (\$ million)
3	Climate-Friendly Agribusiness Value Chains Sector Project	Cambodia, Lao PDR, Myanmar	2018	278.0	ADB—171.0 Cofinancing (Green Climate Fund or Global Agriculture Food Security Program)—92.0 Governments of Cambodia, the Lao PDR, and Myanmar 15.0
4	Agro-industrial zones (AIZs) to support promotion of safe and environment-friendly agro-based value chains	Cambodia, PRC, Lao PDR, Myanmar, Viet Nam	2022	286.0	ADB Private sector Governments of the PRC, the Lao PDR, Myanmar, and Viet Nam via public—private partnerships
5	Animal Disease Control Zone	Cambodia, PRC, Lao PDR, Myanmar	2021	150.0	ADB Private sector Central and provincial governments of Cambodia, the PRC, the Lao PDR, and Myanmar Banks in the PRC
6	Cluster and Value Chain Development for Geographical Indications related to SEAP	Cambodia, PRC, Lao PDR, Myanmar	2022	345.0	AFD ADB Food and Agriculture Organization of the United Nations (FAO) Private sector Ministries of agriculture and commerce of Cambodia, the PRC, the Lao PDR, and Myanmar
7	GMS East–West Economic Corridor Agriculture Infrastructure Sector Project (additional financing)	Lao PDR	2022	67.0	ADB—42.0 Cofinancing—20.0 Government of the Lao PDR—5.0
8	Basic Infrastructure for Inclusive Growth in the Northeastern Provinces Sector Project (BIIG 1)	Viet Nam	2017	197.2	ADB—150.0 Government of Viet Nam—37.2 Cofinancing—10.0
9	Basic Infrastructure for Inclusive Growth in the North Central Provinces Sector Project (BIIG 2)	Viet Nam	2017	203.5	ADB—149.0 Government of Viet Nam—54.5
<b>Subtotal (Agriculture Investment Projects)</b>				<b>1,695.2</b>	

Continued on next page

No.	Project Title	Country Coverage	Year of Approval	Cost Estimate (\$ million)	Potential Funding Source and Amount (\$ million)
<b>TECHNICAL ASSISTANCE PROJECTS</b>					
1	Climate-Friendly Agribusiness Value Chains in the GMS	Cambodia, Lao PDR, Myanmar	2015	2.5	Canadian Climate Fund for the Private Sector in Asia—1.0 Asia Clean Energy Fund—1.5
2	SEAP Strategy Implementation Support (formerly Implementing the Strategy on Agro-based Value Chain Investments in the GMS)	All GMS countries	2018	10.0	Swedish International Development Cooperation Agency Nordic Development Fund (NDF)
3	Supporting Infrastructure Development of Agro-industrial Zones for SEAP	Cambodia, Myanmar	2020	25.0	ADB Other donors Private sector
4	Animal Disease Control Zone	Cambodia, PRC, Lao PDR, Myanmar, Viet Nam	2019	16.0	ADB FAO World Health Organization Private sector
5	Geographic Indications Value Chain Development and Brand Building	Cambodia, PRC, Viet Nam	2018	18.0	AFD ADB FAO Private sector Governments of Cambodia, PRC, and Viet Nam
6	Agribusiness Incubator Development	Cambodia, Lao PDR, Myanmar	2019	19.0	ADB International Finance Corporation Other donors Private sector
7	GMS East–West Economic Corridor Agriculture Infrastructure Sector Project (additional financing)	Lao PDR	2018	1.0	ADB—1.0
8	Enhancing Productivity and Competitiveness of Safe and Environment Friendly Agriculture	Thailand	2018	2.0	Trust fund—2.0
9	Economic Corridor Agribusiness Development	Myanmar	2019	0.8	ADB—0.8
10	GMS Second Agriculture Value Chain Infrastructure Investment Project	Cambodia (regional)	2019	1.5	ADB—1.5
<b>Subtotal (Agriculture TA Projects)</b>				<b>95.8</b>	
<b>Total (Agriculture Investment and TA Projects)</b>				<b>1,791.0</b>	

## Environment

No.	Project Title	Country Coverage	Year of Approval	Cost Estimate (\$ million)	Potential Funding Source and Amount (\$ million)
<b>INVESTMENT PROJECTS</b>					
1	Global Environment Fund Regional Biodiversity and Forestry Program	All GMS countries	2015	20.0	Global Environment Facility—20.0

Continued on next page

No.	Project Title	Country Coverage	Year of Approval	Cost Estimate (\$ million)	Potential Funding Source and Amount (\$ million)
2	Rural Environmental Management, Pollution Control, and Waste Management	All GMS countries	2022	300.0	ADB Green Climate Fund
3	Integrated Land Use Management for Sustainable Development	All GMS countries	2022	240.0	ADB Green Climate Fund
<b>Subtotal (Environment Investment Projects)</b>				<b>560.0</b>	
<b>TECHNICAL ASSISTANCE PROJECTS</b>					
1	GMS Environment Service Facility (a.k.a. GMS Core Environment Program 2018–2022)	All GMS countries	2018	10.0	ADB—2.0 Regional Cooperation and Integration Fund/PRC Regional Cooperation and Poverty Reduction Fund—6.0 TBD—2.0
2	Rural Environmental Management Quality, Pollution Control, and Waste Management	All GMS countries	2019	1.0	ADB
3	Integrated Land Use Management for Sustainable Development	All GMS countries	2020	1.0	ADB
4	Capacity Building for the Management on Environmental Laboratory and Environmental Monitoring	Myanmar	2018	0.3	
<b>Subtotal (Environment TA Projects)</b>				<b>13.3</b>	
<b>Total (Environment Investment and TA Projects)</b>				<b>573.3</b>	

## Health and Other Human Resource Development

No.	Project Title	Country Coverage	Year of Approval	Cost Estimate (\$ million)	Potential Funding Source and Amount (\$ million)
<b>INVESTMENT PROJECTS</b>					
1	GMS Health Security Project (formerly GMS Communicable Disease Control Project [Phase III])	Cambodia, Lao PDR, Myanmar, Viet Nam	2016	132.2	ADB—125.0 Counterpart—7.2
2	Strengthening Local Health Care Support Program	Viet Nam	2018	20.0	ADB
3	GMS Health Security (additional financing)	Cambodia, Lao PDR, Myanmar, Viet Nam	2021	100.0	ADB—100.0
4	Guangxi Modern Technical and Vocational Education and Training (TVET) Development Demonstration	PRC	2017	450.0	ADB—250.0 KfW—200.0
<b>Subtotal (Health and Other Human Resource Development Investment Projects)</b>				<b>702.2</b>	
<b>TECHNICAL ASSISTANCE PROJECTS</b>					
1	Strengthening Resilience to Climate Change in the Health Sector in the Greater Mekong Subregion	Cambodia, Lao PDR, Viet Nam	2015	4.5	ADB—4.4 Governments of Cambodia, the Lao PDR, and Viet Nam—0.1

Continued on next page

No.	Project Title	Country Coverage	Year of Approval	Cost Estimate (\$ million)	Potential Funding Source and Amount (\$ million)
2	Malaria and Communicable Diseases Control in the GMS	Cambodia, Lao PDR, Myanmar	2015	4.5	Trust Fund under Health Financing Partnership Facility—4.5
3	GMS HRD Strategic Framework and Action Plan 2013–2017, Phase 2	All GMS countries	2013	2.1	ADB—1.3 PRC Fund—0.5 Governments of the GMS countries—0.3
4	Capacity Building in Labor Migration Management	Cambodia, Lao PDR, Myanmar, Viet Nam	TBD	0.3	TBD
5	Strengthening Regional Health Cooperation in the Greater Mekong Subregion	All GMS countries	2018	1.8	ADB—1.8
6	Improving UHC Coverage in Border Areas for MMPs Project	Cambodia, Lao PDR, Myanmar, Thailand, Viet Nam	2019	TBD	ADB
7	Poverty Reduction through Safe Migration, Skills Development and Enhanced Job Placement in Cambodia, Lao People's Democratic Republic, Myanmar and Thailand (PROMISE)	Cambodia, Lao PDR, Myanmar, Thailand	2017	8.3	Swiss Agency for Development and Cooperation International Organization for Migration
<b>Subtotal (Health &amp; Other Human Resource Development TA Projects)</b>				<b>21.5</b>	
<b>Total (Health &amp; Other Human Resource Development Investment and TA Projects)</b>				<b>723.7</b>	

## Urban Development

No.	Project Title	Country Coverage	Year of Approval	Cost Estimate (\$ million)	Potential Funding Source and Amount (\$ million)
<b>INVESTMENT PROJECTS</b>					
1	Corridor Towns Development Project II	Cambodia, Lao PDR, Viet Nam	2016	211.8	ADB—170.0 Governments of Cambodia, the Lao PDR and Viet Nam—31.8 ASEAN Infrastructure Fund—10.0
2	Corridor Towns Development Project III	Myanmar	2018	87.0	ADB—80.0 Government of Myanmar—7.0
3	Fourth Greater Mekong Subregion Corridor Towns Development Project	Cambodia, Lao PDR	2018	133.0	ADB—128.0 Government of the Lao PDR—5.0
4	Second Mandalay Urban Services Improvement Project	Myanmar	2019	150.0	ADB—150.0
5	Fifth Greater Mekong Subregion Corridor Towns Development Project	Selected GMS countries	2021	240.0	ADB—240.0

Continued on next page



No.	Project Title	Country Coverage	Year of Approval	Cost Estimate (\$ million)	Potential Funding Source and Amount (\$ million)
6	Hekou Urban Infrastructure and Public Services Improvement Project	PRC	2018	175.3	ADB Government of the PRC
7	Yangon Urban Services Improvement Project	Myanmar	2020	150.0	ADB—150.0
<b>Subtotal (Urban Development Investment Projects)</b>				<b>1,147.1</b>	
<b>TECHNICAL ASSISTANCE PROJECTS</b>					
1	PPTA for Corridor Towns Development Project III	Myanmar	2015	1.5	ADB—1.1 Cofinancing—0.4
2	Greater Mekong Subregion: Capacity Development for Economic Zones in Border Areas	All GMS countries	2015	0.9	ADB—0.5 Cofinancing—0.4
3	Corridor Towns Development Project IV	Cambodia, Lao PDR	2016	1.8	ADB—1.8
4	PPTA for Second Mandalay Urban Services Improvement Project	Myanmar	2017	1.0	ADB—0.8 AFD—0.2
5	PPTA for Fifth Greater Mekong Subregion Corridor Towns Development Project	Select GMS countries	2019	1.5	ADB—1.5
6	Yangon Urban Services Improvement Project – 1	Myanmar	2018	3.0	ADB—1.0 Urban Financing Partnership Facility—2.0
<b>Subtotal (Urban Development TA Projects)</b>				<b>9.7</b>	
<b>Total (Urban Development Investment and TA Projects)</b>				<b>1,156.8</b>	

### Other Multisector/Border Economic Zones

No.	Project Title	Country Coverage	Year of Approval	Cost Estimate (\$ million)	Potential Funding Source and Amount (\$ million)
<b>INVESTMENT PROJECTS</b>					
1	Guangxi Regional Cooperation and Integration Promotion Investment Program, MFF tranches 1–3 (formerly Joint PRC–Viet Nam Cross-Border Economic Zones)	PRC	2016	890.0	ADB—450.0 Government of the PRC—440.0
2	Construction of a Phnom Penh New Port Special Economic Zone	Cambodia	TBD	60.0	TBD
3	Yunnan–Lincang Border Economic Cooperation Zone Infrastructure Development	PRC	2019	385.0	ADB—250.0 Government of the PRC—135.0
4	PRC and Thailand Industrial Park Cooperation	PRC, Thailand	TBD	TBD	TBD
5	Support to Border Areas Development Project	Viet Nam	2017	122.1	ADB—106.5 Government of Viet Nam—15.6
6	Ruili Border Economic Zone Infrastructure Development Project	PRC	2018	627.8	TBD
<b>Subtotal (Other Multisector/Border Economic Zones Investment Projects)</b>				<b>2,084.9</b>	

Continued on next page

No.	Project Title	Country Coverage	Year of Approval	Cost Estimate (\$ million)	Potential Funding Source and Amount (\$ million)
<b>TECHNICAL ASSISTANCE PROJECTS</b>					
1	Policy Coordination and Planning of Border Economic Zones of the People's Republic of China and Viet Nam (formerly Joint Feasibility Study on Cross-Border Economic Zones in the PRC and Viet Nam)	PRC, Viet Nam	2017	0.4	PRCF —0.4
2	PPTA for Yunnan–Lincang Cross-Border Economic Cooperation and Integration Promotion Investment Program	PRC	2018	0.5	ADB
3	Preparatory TA for Guangxi Regional Cooperation and Integration Promotion Investment Program	PRC	2016	1.2	ADB Technical Assistance Special Fund—1.0 Government of the PRC—0.2
4	Research on China–Indochina Peninsula Economic Corridor Transportation and Business Planning	GMS countries	TBD	4.2	TBD
5	Feasibility Study for Thakhek Special Economic Zone	Lao PDR, Thailand	TBD	1.5	TBD
6	Training and Technical Assistance for Implementing Cross-Border Economic Zone between Myanmar and the PRC	PRC, Myanmar	2018	0.2	ADB
<b>Subtotal (Other Multisector/ Border Economic Zones TA Projects)</b>				<b>8.0</b>	
<b>Total (Other Multisector/ Border Economic Zones Investment and TA Projects)</b>				<b>2,092.9</b>	

## Tourism

No.	Project Title	Country Coverage	Year of Approval	Cost Estimate (\$ million)	Potential Funding Source and Amount (\$ million)
<b>INVESTMENT PROJECTS</b>					
1	GMS Tourism Infrastructure for Inclusive Growth	Cambodia, Lao PDR, Viet Nam	2014	117.4	ADB—108.0 Governments of Cambodia, the Lao PDR, and Viet Nam—9.4
2	Construction of the Sino–Vietnamese Detian–Ban Gioc Waterfalls International Tourism Cooperation Zone	PRC, Viet Nam	2016	200.0	Governments of the PRC and Viet Nam
3	GMS Tourism Infrastructure for Inclusive Growth II	Cambodia, Lao PDR, Viet Nam	2018	131.0	ADB—122.0 Governments of the Lao PDR, and Viet Nam—9.0
4	Tourism Infrastructure Development in the Green Triangle Development Area	Cambodia, Lao PDR, Viet Nam	2022	75.0	TBD
5	Tourism Infrastructure Development in the Emerald Triangle Development Area	Cambodia, Lao PDR, Thailand	2022	75.0	ADB—50.0 Governments of Thailand—25.0
6	River and Coastal Port Improvements	All GMS countries	2022	250.0	Governments of the GMS countries ADB Official Development Assistance (ODA)

Continued on next page

No.	Project Title	Country Coverage	Year of Approval	Cost Estimate (\$ million)	Potential Funding Source and Amount (\$ million)
7	Improve Tourism Infrastructure and Facilities in the Konglor Cave–Phong Nha Ke Bang–Nakhon Phanom Corridor	Lao PDR, Thailand, Viet Nam	2017	1.6	Governments of the Lao PDR, Thailand, and Viet Nam ODA (New Zealand)
8	Tourism Information Center and Roadside Rest Area Development	All GMS countries	2017	30.0	Governments of the GMS countries ODA
9	Improve Environmental Services in World Heritage Sites	All GMS countries	2022	250.0	Governments of the GMS countries ODA
10	Border Facilities Improvement Program	All GMS countries	2022	200.0	Governments of the GMS countries ODA
11	Strengthening Tourism Vocational Training Institutions	Cambodia, PRC, Lao PDR, Thailand, Viet Nam	2017	70.0	Governments of Cambodia, the Lao PDR, Thailand, and Viet Nam ODA (Luxembourg, ADB)
12	Community-Based Tourism Enterprise Support Program	All GMS countries	2021	30.0	Governments of the GMS countries ODA
<b>Subtotal (Tourism Investment Projects)</b>				<b>1,430.0</b>	
<b>TECHNICAL ASSISTANCE PROJECTS</b>					
1	Preparing Second GMS Tourism Infrastructure for Inclusive Growth Project	Cambodia, Lao PDR, Myanmar, Viet Nam	2016	2.5	ADB—1.5 NDF—1.0
2	Preparing the Tourism Infrastructure Development in the Green Triangle Development Area	Cambodia, Lao PDR, Viet Nam	TBD	1.0	Governments of Cambodia, the Lao PDR, and Viet Nam ODA
3	Preparing the Tourism Infrastructure Development in the Emerald Triangle Development Area	Cambodia, Lao PDR, Thailand	TBD	1.0	Governments of Cambodia, the Lao PDR, and Viet Nam ODA
4	Strengthening Coordination of GMS Tourism Product Development and Promotion	All GMS countries	TBD	0.5	Governments of the GMS countries ODA
5	Capacity Building for Sustainable Destination Management	All GMS countries	TBD	12.0	Governments of the GMS countries ODA
6	Mekong Inclusive Growth and Innovation Program	Cambodia, Lao PDR	2017	3.0	ODA Swisscontact
7	Cambodia, Lao PDR, Viet Nam Development Triangle Tourism Development Plan	Cambodia, Lao PDR, Viet Nam	TBD	1.0	Governments of Cambodia, the Lao PDR, and Viet Nam ODA

Continued on next page

No.	Project Title	Country Coverage	Year of Approval	Cost Estimate (\$ million)	Potential Funding Source and Amount (\$ million)
8	Integrated Destination Planning and Management Support Program	All GMS countries	TBD	20.0	Governments of the GMS countries ODA
9	Formulation of Travel Guidelines along the Main GMS Corridors	All GMS countries	TBD	0.2	Governments of the GMS countries ODA
10	Tourism Product Development for Lao–Thai Heritage Quadrangle	Lao PDR, Thailand	TBD	4.0	Governments of the Lao PDR and Thailand ODA
11	Common Tourism Standards Implementation Program	All GMS countries	TBD	12.0	Governments of the GMS countries ODA
12	Child-Safe Tourism Program and GMS Conference on Preventing Child Sex Tourism	All GMS countries	TBD	3.0	Governments of the GMS countries ODA
13	Climate Resilience and Green Growth Planning Program	All GMS countries	TBD	12.0	Governments of the GMS countries ODA
14	Explore Mekong Digital Marketing Initiative	All GMS countries	TBD	3.0	Governments of the GMS countries ODA
15	Improve Subregional Tourism Data Collection and Analysis	All GMS countries	TBD	6.0	Governments of the GMS countries ODA
16	Monitoring GMS Visitor Satisfaction	All GMS countries	TBD	1.0	Governments of the GMS countries ODA
17	Third GMS Tourism Infrastructure for Inclusive Growth Project	Select GMS countries	2020	1.0	ADB—1.0
<b>Subtotal (Tourism TA Projects)</b>				<b>83.2</b>	
<b>Total (Tourism Investment and TA Projects)</b>				<b>1,513.2</b>	

## Transport and Trade Facilitation

No.	Project Title	Country Coverage	Year of Approval	Cost Estimate (\$ million)	Potential Funding Source and Amount (\$ million)
<b>INVESTMENT PROJECTS</b>					
1	Improved SPS Handling in GMS Trade Project (additional financing) (formerly Modernization of Sanitary and Phytosanitary [SPS] Agencies for Trade Facilitation Project in GMS [Phase 2])	Lao PDR	2017	10.3	ADB—10.0 Government of the Lao PDR—0.3
2	ASEAN Economic Community Support Program	Cambodia, Lao PDR	2019	61.0	ADB—60.0 Government of the Lao PDR—1.0
3	Establishment of Logistics Hub and Truck/Trailer Terminal in Wartayar Industrial Zone (northwest part of Yangon)	Myanmar	TBD	20.0	TBD
<b>Subtotal (Transport and Trade Facilitation Investment Projects)</b>				<b>91.3</b>	

Continued on next page

No.	Project Title	Country Coverage	Year of Approval	Cost Estimate (\$ million)	Potential Funding Source and Amount (\$ million)
<b>TECHNICAL ASSISTANCE PROJECTS</b>					
1	Strengthening Quarantine Facilities in Myanmar	Myanmar	2018	0.5	TBD
2	Trade Facilitation through Partnership with the Private Sector	Cambodia, Lao PDR, Myanmar, Thailand, Viet Nam	2014	1.5	ADB—1.5
3	Support for Implementing the Action Plan on Transport and Trade Facilitation in the GMS (Subproject 2)	All GMS countries	2014	3.7	Department of Foreign Affairs and Trade (Australia)—3.7
4	ASEAN Economic Community Support Program, Technical Assistance	Cambodia	TBD	1.4	ADB
5	Strengthening Capacity Building for Logistics for Small and Medium Enterprises along GMS Corridors	PRC, Viet Nam	TBD	TBD	TBD
6	Strengthening the Cooperation among Cambodia, Lao PDR, and Viet Nam in the Development Triangle Area	Cambodia, Lao PDR, Viet Nam	TBD	1.0	TBD
7	GMS Trade and Investment Information Service Platform	All GMS countries	2018	2.5	TBD
8	Commodity Fairs in GMS Countries	Selected GMS countries	2014	5.0	PRC (Yunnan) JICA
9	Advancing Time Release Study in Southeast Asia (formerly Advancing Time Release Study in the Greater Mekong Subregion)	Cambodia, Lao PDR, Myanmar	2017	1.0	ADB—1.0
<b>Subtotal (Transport and Trade Facilitation TA Projects)</b>				<b>16.6</b>	
<b>Total (Transport and Trade Facilitation Investment and TA Projects)</b>				<b>107.9</b>	

## Information and Communication Technology

No.	Project Title	Country Coverage	Year of Approval	Cost Estimate (\$ million)	Potential Funding Source and Amount (\$ million)
<b>INVESTMENT PROJECTS</b>					
1	Time-Division Long-Term Evolution Demonstration Network in the Lao People's Democratic Republic <sup>4</sup>	PRC, Lao PDR	TBD	5.0	TBD
2	Broadband Development Strategies and Implementation Programs of the GMS	All GMS countries	2018	8.0	ODA
3	Digital Connectivity	All GMS countries	2018	15.0	ODA
<b>Subtotal (Information and Communication Technology Investment Projects)</b>				<b>28.0</b>	
<b>TECHNICAL ASSISTANCE PROJECTS</b>					
1	Broadband Development Strategies and Implementation Programs of the GMS	All GMS countries	TBD	10.0	TBD
2	Workshops on E-Commerce Cooperation and Exchanges in GMS	All GMS countries	TBD	10.0	TBD
3	Cross-Border International Interconnected Bandwidth Expansion Project	PRC, Lao PDR, Viet Nam	TBD	2.1	State-owned telecom operators (China Unicom, Viettel, and LaoTelecom)—2.1

<sup>3</sup> This project is under discussion among the PRC, the Lao PDR, and Thailand for change in scope and coverage area.

Continued on next page

No.	Project Title	Country Coverage	Year of Approval	Cost Estimate (\$ million)	Potential Funding Source and Amount (\$ million)
4	Workshop on international roaming for all operators/regulators in GMS countries	Lao PDR, Cambodia, Myanmar, Thailand, Viet Nam	TBD	0.1	ODA
5.	Training in Quality of Experience (QoE) in Voice/Data Services over Communication Network Monitoring	Cambodia, Lao PDR, Myanmar, Thailand, Viet Nam	TBD	0.1	ODA
<b>Subtotal (Information and Communication Technology TA Projects)</b>				<b>22.3</b>	
<b>Total (Information and Communication Technology Investment and TA Projects)</b>				<b>50.3</b>	



## **Regional Investment Framework 2022**

The Regional Investment Framework 2022 (RIF 2022) is the medium-term pipeline of priority projects in the Greater Mekong Subregion (GMS). It is a consolidation and expansion of the earlier RIF 2013–2022, and continues to operationalize the strategic priorities of the GMS Program under the GMS Strategic Framework 2012–2022 and the Ha Noi Action Plan 2018–2022.

The RIF 2022 covers a wide range of sectors including transport, energy, environment, agriculture, health and human resource development, information and communication technology, tourism, transport and trade facilitation, and urban development.

This pipeline is intended to be used as an instrument to have greater alignment between regional and national planning for GMS projects and as a tool to galvanize new financing for projects.

### **About the Greater Mekong Subregion Economic Cooperation Program**

The Greater Mekong Subregion (GMS) is made up of Cambodia, the People’s Republic of China (specifically Yunnan Province and Guangxi Zhuang Autonomous Region), the Lao People’s Democratic Republic, Myanmar, Thailand, and Viet Nam. In 1992, with assistance from the Asian Development Bank (ADB) and building on their shared histories and cultures, the six countries of the GMS launched a program of subregional economic cooperation—the GMS Program—to enhance their economic relations, initially covering the nine priority sectors: agriculture, energy, environment, human resource development, investment, telecommunications, tourism, transport infrastructure, and transport and trade facilitation.

### **About the Asian Development Bank**

ADB’s vision is an Asia and Pacific region free of poverty. Its mission is to help its developing member countries reduce poverty and improve the quality of life of their people. Despite the region’s many successes, it remains home to a large share of the world’s poor. ADB is committed to reducing poverty through inclusive economic growth, environmentally sustainable growth, and regional integration.

Based in Manila, ADB is owned by 67 members, including 48 from the region. Its main instruments for helping its developing member countries are policy dialogue, loans, equity investments, guarantees, grants, and technical assistance.



GMS SECRETARIAT  
Southeast Asia Department  
Asian Development Bank  
6 ADB Avenue, Mandaluyong City  
1550 Metro Manila, Philippines  
Fax: +63 2 636 2226  
E-mail: [gms@adb.org](mailto:gms@adb.org)  
Web addresses: <https://www.adb.org/countries/gms/main>  
<https://www.greatermekong.org/>